



# touch, test, invent™


Model 2450 Touchscreen SourceMeter® SMU Instrument

A new intuitive experience in DC source measure testing

Learn Faster, Work Smarter, Invent Easier

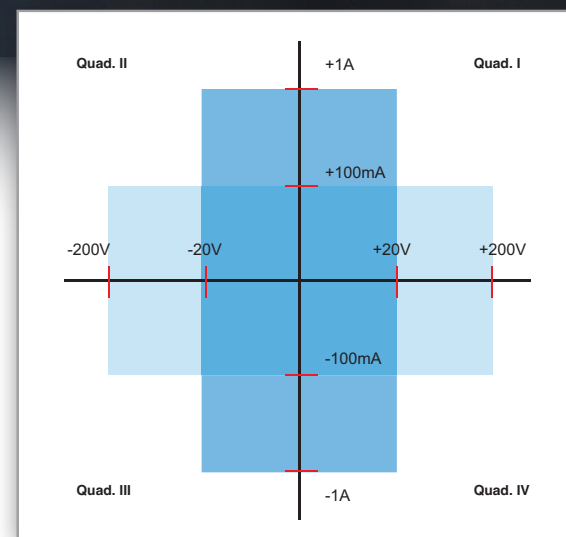
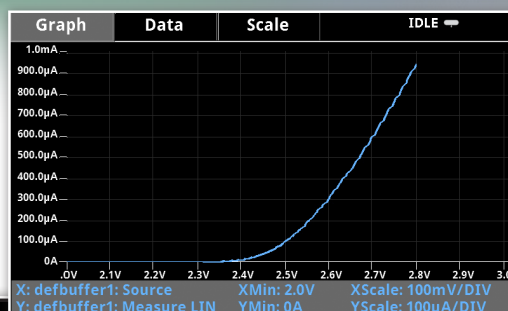


Change ranges, set source values, and protection levels from home page source and measure display.



Full data display, charting, and export to a spreadsheet environment.

Icon-based menu system eliminates cumbersome, multi-layer menu structures.



The Model 2450 couples a highly flexible, four-quadrant voltage and current source/load with precision voltage and current meters.

The Benefits of Analyzers, Curve Tracers, and I-V Systems at a Fraction of the Cost

## Model 2450 Key Features

- 5" Capacitive Touchscreen Interface
- Source and sink (4-quadrant) operation
- 0.012% basic measure accuracy with 6½-digit resolution
- Enhanced sensitivity with new 20mV and 10nA source/measure ranges
- Front panel input banana jacks; rear panel input triaxial connections
- Front panel USB memory port for data/programming/configuration I/O
- Many accessories supplied with unit including test leads, USB cable, TSP-Link®/Ethernet cable, startup software, LabVIEW® and IVI Drivers, documentation CD and startup-guide.